

EMSI



1187 Alturas Drive
Moscow, Idaho 83843
2088823567

Program Report



Economic Modeling Specialists, Inc. www.economicmodeling.com

EMSI

Region Info

Region: San Francisco larger MSA

County Areas: Alameda, California (6001), Contra Costa, California (6013), Marin, California (6041), San Francisco, California (6075), San Mateo, California (6081), Santa Clara, California (6085)

Executive Summary

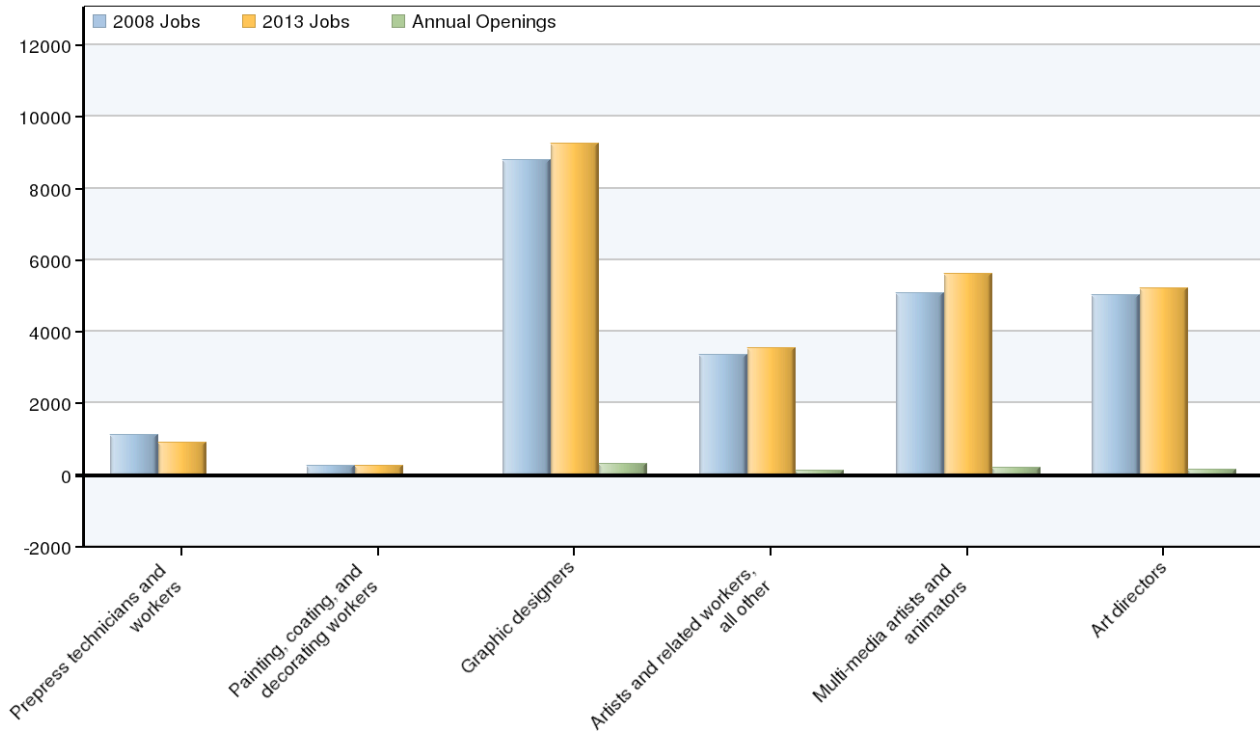
Program
Graphic Art and Design (TOP 1030.00)

Program Occupations
Art directors (SOC 27-1011)
Multi-media artists and animators (SOC 27-1014)
Artists and related workers, all other (SOC 27-1019)
Graphic designers (SOC 27-1024)
Prepress technicians and workers (SOC 51-5022)
Painting, coating, and decorating workers (SOC 51-9123)

Summary	
2008 Occupational Jobs	23,631
2013 Occupational Jobs	24,794
Total Change	1,163
Total % Change	5%
2009 Median Hourly Earnings/Worker	\$21.43
Annual Openings	810
Total Replacement Jobs	2,889

Source: EMSI Complete Employment - Spring 2009

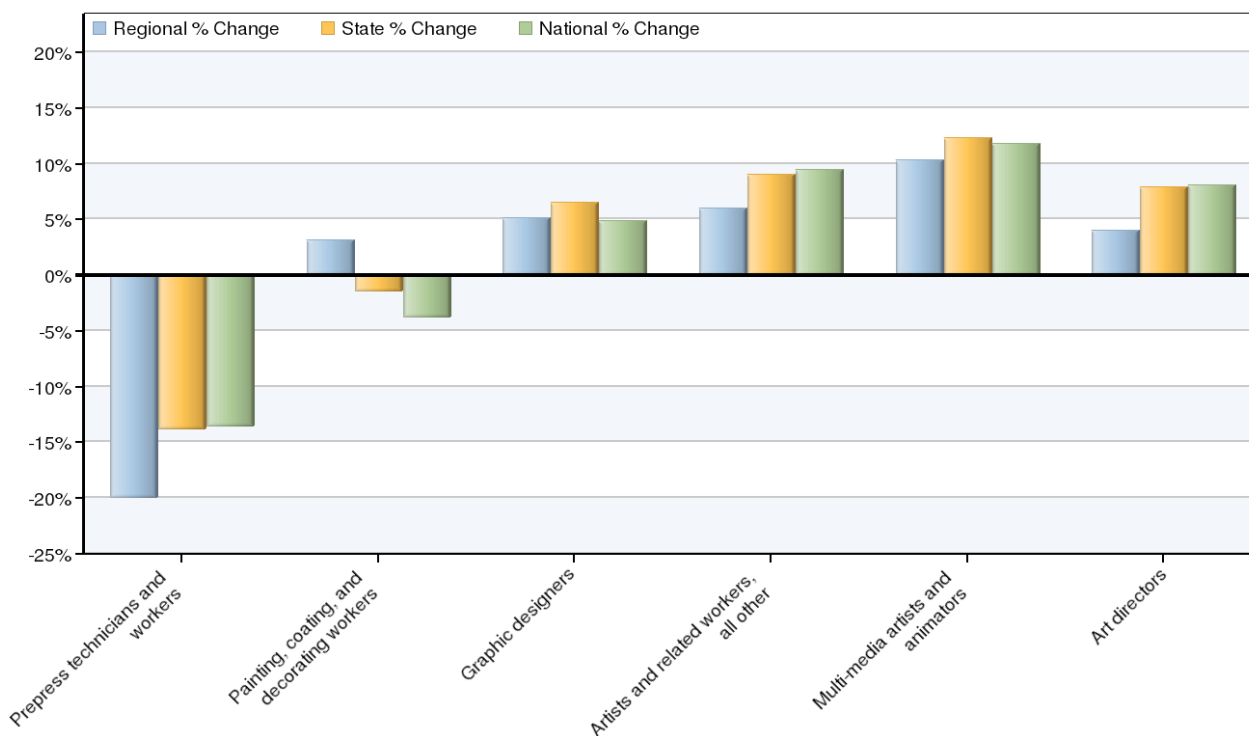
Occupational Breakdown



SOC Code	Description	2008 Jobs	2013 Jobs	Annual Openings	Replacement Jobs	Hourly Earnings	Education Level
51-5022	Prepress technicians and workers	1,118	895	-5	196	\$21.71	Postsecondary vocational award
51-9123	Painting, coating, and decorating workers	259	267	6	24	\$19.96	Short-term on-the-job training
27-1024	Graphic designers	8,796	9,249	321	1,152	\$26.18	Bachelor's degree
27-1019	Artists and related workers, all other	3,345	3,545	115	374	\$9.53	Long-term on-the-job training
27-1014	Multi-media artists and animators	5,087	5,611	221	580	\$20.24	Bachelor's degree
27-1011	Art directors	5,026	5,227	153	564	\$22.02	Degree plus work experience
	Total	23,631	24,794	810	2,889	\$21.43	

Source: EMSI Complete Employment - Spring 2009

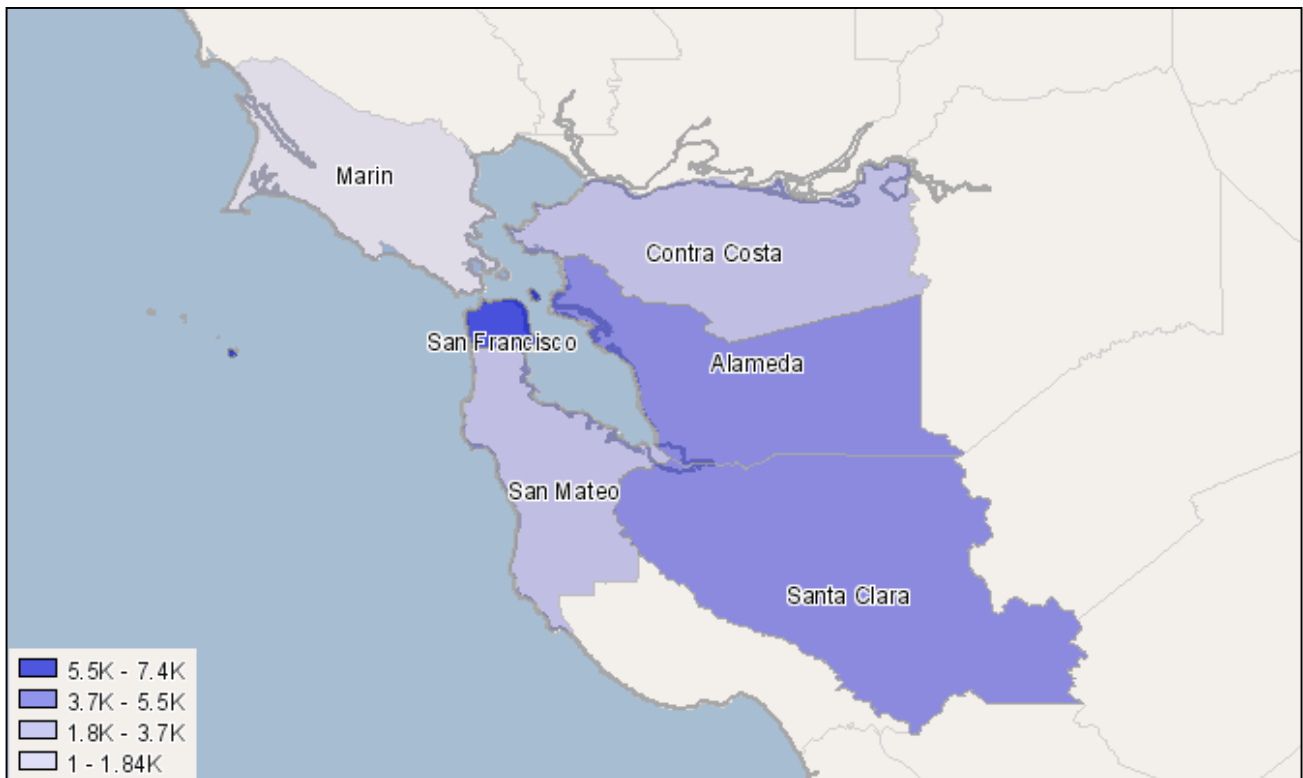
Occupational Change



SOC Code	Description	Regional Change	Regional % Change	State % Change	National % Change
51-5022	Prepress technicians and workers	-223	-20%	-14%	-14%
51-9123	Painting, coating, and decorating workers	8	3%	-1%	-4%
27-1024	Graphic designers	453	5%	6%	5%
27-1019	Artists and related workers, all other	200	6%	9%	9%
27-1014	Multi-media artists and animators	524	10%	12%	12%
27-1011	Art directors	201	4%	8%	8%

Source: EMSI Complete Employment - Spring 2009

Occupation Distribution



County	2008 Jobs
San Francisco, CA (6075)	7,362
Alameda, CA (6001)	4,933
Santa Clara, CA (6085)	4,289
San Mateo, CA (6081)	2,978
Contra Costa, CA (6013)	2,309
Marin, CA (6041)	1,761

Source: EMSI Complete Employment - Spring 2009

Data Sources and Calculations

Occupation Data

Organizing regional employment information by occupation provides a workforce-oriented view of the regional economy. EMSI's occupation data are based on EMSI's industry data and regional staffing patterns taken from the Occupational Employment Statistics program (U.S. Bureau of Labor Statistics). Wage information is partially derived from the American Community Survey. The occupation-to-program (SOC-to-CIP) crosswalk is based on one from the U.S. Department of Education, with customizations by EMSI.

State Data Sources

This report uses state data from the following agencies: California Labor Market Information Department.